

White Label Plugin Tool for Websites

The ConveyanceBrain plugin solution is a comparison table designed to be embedded into your company’s website. The plugin offers your website visitors the opportunity to obtain quotes, view and also instruct a conveyancer directly without any intervention from you.

In order to set up your plugin, please login to your account and follow the steps below:

Step 1: Click into the Plugin Tab



White Label Plugin Tool for Websites

Step 2: Entering the colours for buttons displayed on the plugin.

Your website designer should be able to provide these requirements. You will need the HEX colour codes used within your site.

Primary Buttons – These buttons will be used when choosing the quote type and viewing the quotation.

Menu Buttons – These buttons will be used for back to quotes, and change case type etc

Iframe Settings

What is an IFRAME? - An IFRAME is a window that you can drop into your website which will show another website. This window can have the frame removed, so that the user can't see that it's not part of your website. To help you configure the appearance of your IFRAME so that it genuinely feels like part of your site we allow you to configure various settings below:

Primary Buttons (choose quote type, view quotation)	
Colour 1	<input type="text" value="7F9C3F"/>
Colour 2	<input type="text" value="7F9C3F"/>
Text Colour	<input type="text" value="FFE3E3"/>
Text Shadow Colour	<input type="text" value="FFE3E3"/>
Menu Buttons (back to quotes, change case type etc.)	
Colour 1	<input type="text" value="7F9C3F"/>
Colour 2	<input type="text" value="7F9C3F"/>
Text Colour	<input type="text" value="FFE3E3"/>
Text Shadow Colour	<input type="text" value="FFE3E3"/>

White Label Plugin Tool for Websites

Action Buttons – Get quotes, and instruct. We recommend using a prominent colour for these buttons as these are action buttons.

Solicitor Performance/ Ratings – You can display the ratings with either Stars, or a Progress bar. You can also choose the colour to these.

Misc. Settings – Choose font, display the breakdown of costs. There is also an option for more advanced Custom CSS, we recommend that you speak with us and your website designer before completing this section.

Action Buttons (get quotes, instruct)

Colour 1 F2761D

Colour 2 F2761D

Text Colour FF4F4F

Text Shadow Colour FF3B05

Solicitor Performance / Ratings

Mode Star Rating ▾

Rating Color A5ADFF

Misc. Settings

Font Name(s)

Show Legal Fee & Disbursements In List No ▾

Choose Case Type Buttons Layout In a line ▾

Custom CSS - Advanced - Please don't use unless you know what you're doing!

Your Iframe Code

Copy and paste this code EXACTLY AS IT IS into your website in the place where you want the quotations to appear. This will work in the latest version of Wordpress etc.

```
<script type="text/javascript">var eventMethod = window.addEventListener ? 'addEventListener' : 'attachEvent';var eventer = window
[eventMethod];var messageEvent = eventMethod == 'attachEvent' ? 'onmessage' : 'message';eventer(messageEvent, function (event) {var iframe
= document.getElementById("idiframe");if ((event.origin === 'http://www.wconveyltd.co.uk') || (event.origin === 'https://www.wconveyltd.co.uk')) {if
(isNaN(event.data)) return;var height = parseInt(event.data) + 20;iframe.style.height = height + 'px';}, false);</script><iframe id="idiframe"
src="//www.wconveyltd.co.uk/service_soap/iframe/?brokerid=6EC65951-E2C6-447C-9866-8EA52C4AA80D616CAA61-0758-4866-B0F0-
FB152E850F2E" style="width:100%;height:100px;"></iframe>
```

Once you have entered the requirements, please click the Save Settings button

White Label Plugin Tool for Websites

This will generate the iframe code that is needed for your website page. Please supply this code to your website designer so that they can embed the plugin into your chosen page.

Step 3: Enter your Website Plugin default referral fees

To set your referral fees for plugin instructions. Go to the Account/ Settings – click Programme preferences. This allows you to set your fees, click Update Details.

The screenshot shows the 'Programme Preferences' page in the ConveyancingBrain user interface. At the top, there is a navigation bar with '19 Messages', '(Hayley Gateson) Sign Out', 'Account / Settings', and 'Help'. Below this is the ConveyancingBrain logo and a navigation menu with tabs for 'Home', 'Residential / BTL Quote', 'Saved Quotes', 'Instructed Cases', 'Plugin', and 'Solicitors'. The main content area is titled 'Programme Preferences: Here you can set your all your preferences. Simply update your preferences below and click update to save. You can set the 'Logged In default referral fees' to your preferred amount if you wish to disable the commission box. Setting this will allow you 'share the quotation screen' with your clients.' Below this, a note states: 'Please enter these figures as just numbers, do not enter a '£' or decimal point. e.g. for £120.00 enter: 120'. There are two columns of input fields. The first column is titled 'Logged In default referral fees' and includes fields for 'Sale' (100), 'Sale & Purchase' (100), 'Purchase' (100), 'Remortgage' (100), 'Transfer Of Equity' (100), 'Disable commission box' (No), and 'Email me on case tracking updates' (Yes). The second column is titled 'Website Plug-In default referral fees (API only)' and includes fields for 'Sale' (0), 'Sale & Purchase' (0), 'Purchase' (0), 'Remortgage' (0), and 'Transfer Of Equity' (0). An 'Update Details' button is located at the bottom of the form.

You will receive this referral fee on any instructed cases via your website.

You will receive notification of any cases that are instructed via your website, via email in the same way as you do when you instruct. These instructions will go straight into your Instructed Cases section and allow you to keep track on the progress. You will be also kept informed via email on all cases.

Next is an example of how the solution can appear on your website.

White Label Plugin Tool for Websites

Result - How the plugin will be displayed within a website page. Please note that text used for this page is an example, this is not part of the plugin.

ConveyancingBrain

If you are moving home or remortgaging why not use our comparison tool to source the **best conveyancing costs**

Service Promise:

- Conveyancing costs can be cheaper than going to solicitors direct
- There will not be a professional fee if your transaction does not go ahead
- All solicitors have agreed to rigorous service standards specified by ConveyancingBrain
- Service is constantly monitored to ensure all conveyancing work meets the highest standards
- Your chosen solicitor will be able to start work immediately
- The price you see is the price you pay

For Conveyancing we act as introducers

Client will specify the Purchase type.

« Change Quote Type

The Property You Are Buying

Price

Post Code

(Part 1 - e.g. SA10)

White Label Plugin Tool for Websites

Tenure

Freehold



Lender

No Mortgage



Other Details

Number Of Applicants

1



Repossession / Auction?

No



Right To Buy?

No



(council property)

Gifted Deposit?

No



(someone helps you buy the property)

Client will then need to complete the questions in relation to their purchase. i.e Purchase price, Postcode, Lender (if known), BTL, Gifted deposit etc


Then click the Get Quote button to display the comparison table.

[Get Quotes](#)


Your customers will then be presented with the comparison table, to allow them to compare quotes. To view the quote, they will click on the View Quotation button.

White Label Plugin Tool for Websites

Latimer Lee Llp



Latimer Lee LLP
SOLICITORS + NOTARY PUBLIC



6 Month client satisfaction rating 100%
[view feedback](#)

Total Price - including VAT and all disbursements
£567.60 View Quotation >>

Full illustration will give the client a break down of all costs and requirements. They can click on the Instruct Solicitor button and this will request their details. Details are then sent to the Conveyancer, and you will be notified of the instruction.

<< Back To Quotes
Email Quote

What to do next


Please check the all-inclusive [quotation below](#) and then click the "Instruct Solicitor" button to proceed. It is important that you place your instruction in this way so that it correctly registered into the solicitor's case tracking system, and allocated to your personal case handler.

Instruct Solicitor

Latimer Lee Llp

TOTAL (inc. VAT): £567.60

Illustration Date:	26/01/2016
Illustration Type:	Residential Sale
Property Value:	250,000.00
Property Tenure:	Freehold



Latimer Lee LLP
SOLICITORS + NOTARY PUBLIC